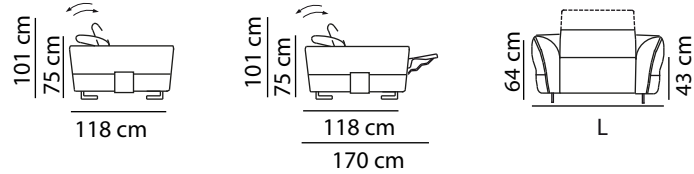




Dimensioni Dimensions



Profondità seduta - Seat depth 57 cm
Larghezza braccio - Arm width 26 cm

Piedi

Acciaio h. 13 cm
Metallo Verniciato col. RAL h. 13 cm

Legs

Steel h. 13 cm
Metal varnished col. RAL h. 13 cm

Meccanismo

Recliner elettrico doppio motore con movimento indipendente per poggiatesta e pediera con pulsantiera a vista.

Mechanism

Electric double-engine recliner mechanism with independent movement for headrest and footrest, visible push-button panel.

Opzione : Alimentazione con batteria ricaricabile al litio, con connettore led.

Tempo di ricarica: 3,5 h

Cicli su meccanica relax più poggiatesta: 150 circa

Optional : Power supply with lithium rechargeable battery with led connector.

Charging time: 3.5 h

Cycles on relaxation mechanics + headrest: about 150

Particolari

Supporto braccio con cucitura punto croce fatta a mano.

Bordino braccio e schienale in pelle a contrasto o tinta su tinta.

Details

Arm support with cross stitch seam hand made.

Arm and back edge in leather a contrast or tint on tint.

Modello Registrato

Design

Daniilo Bonfanti

Rivestimento

Pelle - Tessuto

Sfoderabilità

No

Struttura

Masselli portanti in abete e multistrati di vari spessori, con pannelli di particelle di legno, classe E1

Molleggio

Sedute con nastri elastici di fibra propilenica e lattice

Imbottitura cuscini seduta

Poliuretano espanso ecologico ad alta resilienza densità 35kg/m³ con Tecnoform

Imbottitura cuscini schienale

Poliuretano espanso ecologico ad alta resilienza densità 27kg/m³ con Tecnoform

Imbottitura braccioli

Poliuretano espanso ecologico ad alta resilienza densità 40kg/m³ con mantellina in piuma d'oca

Registered Model

Design

Daniilo Bonfanti

Cover

Leather - Fabric

Removable cover

No

Structure

Supporting structure in piwood of various thicknesses, with particle board wooden, class E1

Springing

The seat is supported by propylene and latex elastic belts

Seat Padding

High resilience ecological polyurethane foam density 35kg / m³ with Tecnoform

Back Padding

High resilience ecological polyurethane foam density 27kg / m³ with Tecnoform

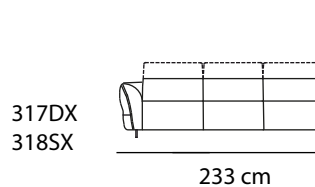
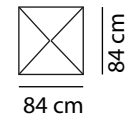
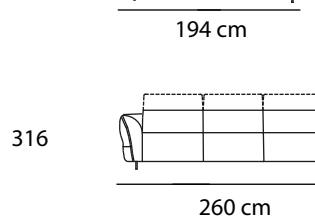
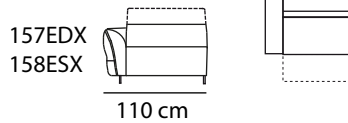
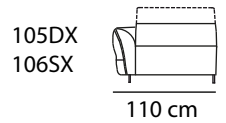
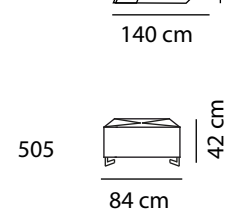
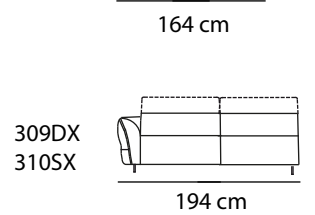
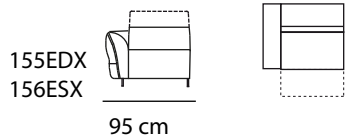
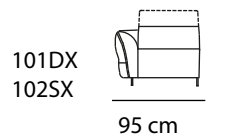
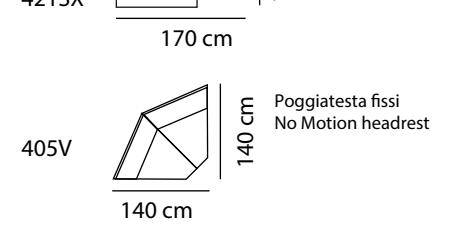
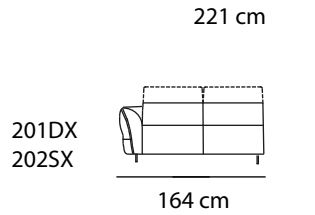
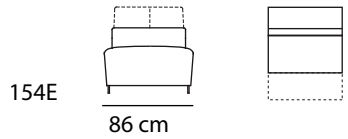
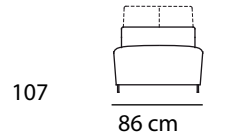
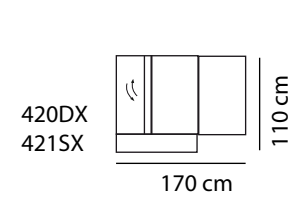
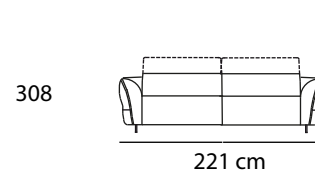
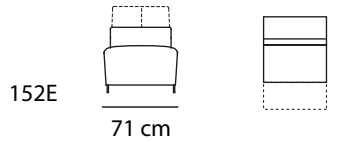
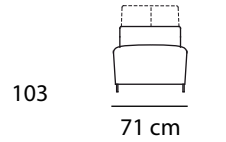
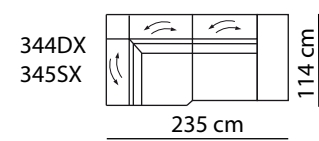
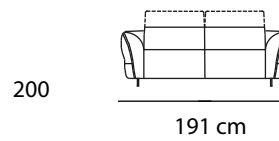
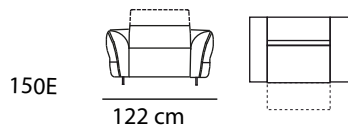
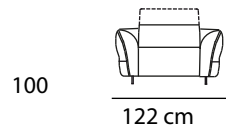
Arm Padding

High resilience ecological polyurethane foam density 40kg / m³ with goose down cape

Elementi Fissi
Fixed Elements

Elementi Recliner
Recliner Elements

Elementi Terminali
Terminal Elements



Legenda

DX = Braccio destro
SX = Braccio sinistro
↷ = Poggiatesta sollevabile

La formazione di ondulazioni ed avvallamenti nell'area delle sedute sono inevitabili, a causa di ragioni di comfort e design, nonostante l'alta qualità degli imbottiti. le misure possono essere soggette a leggere variazioni dovute alla manifattura.

Legend

DX = Right arm
SX = Left arm
↷ = Lifiable headrest

Wave formation and depressions in the seat area are unavoidable, due to comfort and design reasons, even in high quality upholstered furniture. The measurements reported in this legend maybe changed by the manufacturer