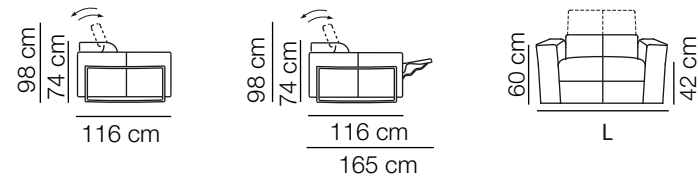


MADISON

**Dimensioni**

Dimensions

**Profondità seduta** - Seat depth 58 cm**Larghezza braccio** - Arm width 30 cm**Piedi**

PVC h. 5 cm

Legs

PVC h. 5 cm

Meccanismo

Recliner elettrico doppio motore con movimento indipendente per poggiatesta e pediera

Mechanism

Electric double-engine recliner mechanism with independent movement for headrest and footrest.

Opzione : Alimentazione con batteria ricaricabile al litio, con connettore led.

Optional : Power supply with lithium rechargeable battery with led connector.

Tempo di ricarica: 3,5 h

Charging time: 3.5 h

Cicli su meccanica relax più poggiatesta: 150 circa

Cycles on relaxation mechanics + headrest: about 150

Braccio

Acciaio

Metallo verniciato col. RAL

Armrest

Steel

Metal varnished col. RAL

E' possibile combinare elementi recliner con elementi fissi.

It is possible combine electric elements with fix elements

Modello Registrato**Design**

Centro Stile Alpa

Rivestimento

Pelle - Tessuto

Sfoderabilità

No

Struttura

Masselli portanti in abete e multistrati di vari spessori, con pannelli di particelle di legno, classe E1

Molleggio

Sedute con nastri elastici di fibra propilenica e lattice

Imbottitura cuscini sedutaPoliuretano espanso ecologico ad alta resilienza densità 35kg/m³ con Tecnoform**Imbottitura cuscini schienale**Poliuretano espanso ecologico ad alta resilienza densità 27kg/m³ con Tecnoform**Imbottitura braccioli**Poliuretano espanso ecologico ad alta resilienza densità 40kg/m³ con mantellina in piuma d'oca

= Poggiatesta sollevabile

Registered Model**Design**

Centro Stile Alpa

Cover

Leather - Fabric

Removable cover

No

Structure

Supporting structure in piwood of various thicknesses, with particle board wooden, class E1

Springing

The seat is supported by propylene and latex elastic belts

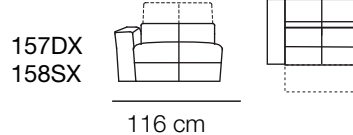
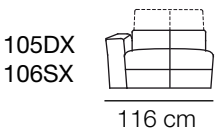
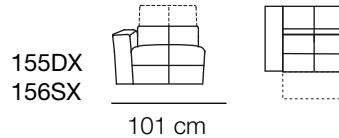
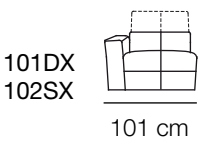
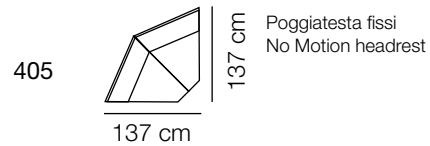
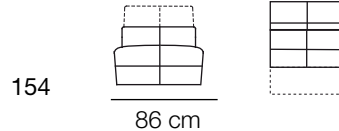
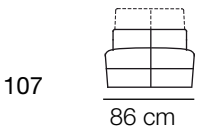
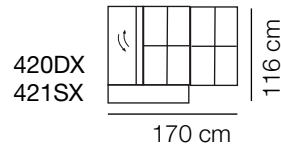
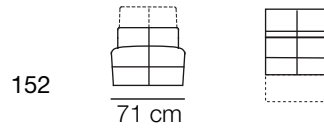
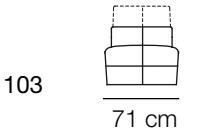
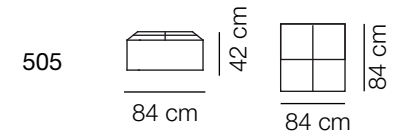
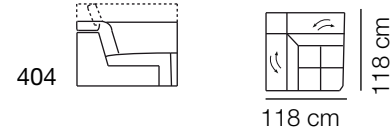
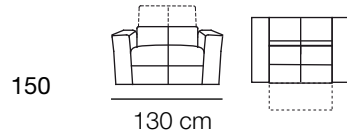
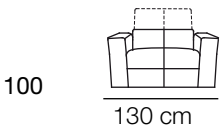
Seat PaddingHigh resilience ecological polyurethane foam density 35kg / m³ with Tecnoform**Back Padding**High resilience ecological polyurethane foam density 27kg / m³ with Tecnoform**Arm Padding**High resilience ecological polyurethane foam density 40kg / m³ with goose down cape

= Liftable headrest

MADISON

Elementi Fissi
Fixed ElementsElementi Recliner
Recliner ElementsElementi Terminali
Terminal Elements

Pouff



Legenda

DX = Braccio destro

SX = Braccio sinistro

= Poggiatesta sollevabile

Legend

DX = Right arm

SX = Left arm

= Lifiable headrest

La formazione di ondulazioni ed avvallamenti nell'area delle sedute sono inevitabili, a causa di ragioni di comfort e design, nonostante l'alta qualità degli imbottiti.

le misure possono essere soggette a leggere variazioni dovute alla manifattura.

Wave formation and depressions in the seat area are unavoidable, due to comfort and design reasons, even in high quality upholstered furniture.

The measurements reported in this legend maybe changed by the manufacturer