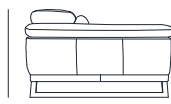




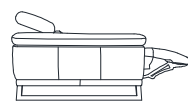
TECHNICAL DATA SHEET

MOD. SAUL

76/100



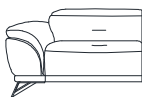
114



165

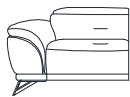
SEAT H.	48 CM
SEAT D.	57 CM
ARM H.	61 CM
ARM W.	33 CM

cod. 126/128  
ARMCHAIR RAF/LAF FIT  
TO 3STR



115

cod. 121/123  
ARMCHAIR RAF/LAF FIT  
TO 2STR



105

cod. 127  
ARMLESS CHAIR FIT  
TO 3STR



79

cod. 122  
ARMLESS CHAIR FIT  
TO 2STR



69

cod. 168/169  
RELAX ARMCHAIR  
RAF/LAF FIT 3STR



115

cod. 162/164  
RELAX ARMCHAIR  
RAF/LAF FIT TO 2STR



105

cod. 167  
RELAX ARMLESS  
CHAIR FIT TO 3STR



79

cod. 163  
RELAX ARMLESS  
CHAIR FIT TO 2STR



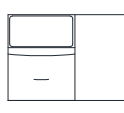
69

cod. 550  
SQUARED CORNER



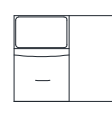
125

cod. 910/911  
TERM. ARMCHAIR FIT  
TO 3STR



140

cod. 181/183  
TERM. ARMCHAIR FIT  
TO 2STR



130

## AVAILABLE COVER

AS PER CUBOROSSO SWATCHES

## STRUCTURE

WOODEN STRUCTURE IN MULTI-LAYER FIR, FIBERBOARD AND CHIPBOARD

## INSIDE

SEAT	BACK	ARM
POLIURETHANE	POLIURETHANE	POLIURETHANE
DENSITY 35 x KG.		

## BELTS SYSTEM

SEAT	ELASTIC BELTS	
BACK	ELASTIC BELTS	

FEET

METAL H. 14 cm.

## FEATURES

HEADREST WITH RATCHET SYSTEM

## OPTIONALS

## NOTES